



Go Crimpless with UrbanTrapeze™




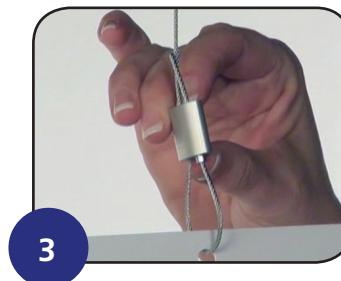
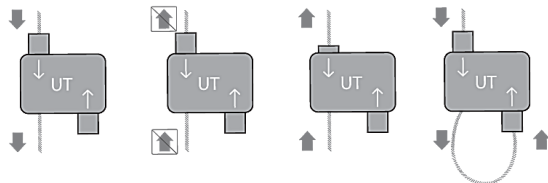
A Feed the free end of your cable through either UrbanTrapeze clutch button into the self-locking brake which grips the cable automatically. ❶



B Guide the cable through the display connection point and into the other clutch button, completing the installation with a secure and stable loop. ❷



C Press and hold either clutch button to release the braking system, allowing for quick and easy adjustments – no more cutting and starting over. ❸ ❹



ceilingoutfitters.com

877.866.2545